


TUMBLE DRYERS

 **grandimpianti**
intelligent laundry equipment


PROFESSIONAL DRY, TRUE SAVINGS





CONTENTS

3	SUSTAINABLE FOR YOU AND THE PLANET	34	A MATTER OF MINDSET
8	AN ADVANCED, SYNERGIC AND THINKING SYSTEM, THAT SIMPLIFIES AND ENHANCES THE LAUNDRY WORK		COMPARISON BETWEEN CONTROL SYSTEMS
16	EFFICIENCY GETS A MAKEOVER	36	MACHINES READY TO GO EVERYWHERE!
20	TAILORED HEAT	38	TECHNICAL FEATURES
29	THE RELIABILITY OF RESULTS	40	THE COMPANY
30	THE FORMULA TO STAND OUT		PROFESSIONAL TEXTILE CARE SINCE 1972



SUSTAINABLE FOR YOU AND THE PLANET

GD Wavy tumble dryers are designed to guarantee a longer life cycle and a lower environmental impact as well as unmatched results in terms of speed, energy savings and drying performance.



THE DRY YOU CAN RELY ON

Since linen inside a dryer endures a radical transformation, rapidly passing from very heavy and damp to lightweight and voluminous, it's crucial being able to rely on a dynamic, professional and qualified system such as our drying diagram, which ensures:

- High evaporation capacity
- No friction between fibers
- No felting
- No clothes shrinkage
- Just dry and softness

PROFESSIONAL FOR SAVINGS TOO

Thanks to advanced construction systems, excellent materials and innovative technology, our equipment reduce energy consumption and increases the productivity of your laundry.

- The average energy consumption is of 1kW/kg
- You earn up to 12 minutes for each cycle (equal to about 3-4 cycles every 8 working hours)

BUSINESS-CENTRIC MACHINES

From the intelligent control system to the remote management, from ergonomics to materials, everything is designed to reduce waste, limit the maintenance interventions and make the most of the machine's potential. Our goal is to allow you to focus on your business wherever you are without limitations or interruption.

The drum placed inside a tank insulated with 25mm of ceramic fiber, the presence of an exclusive air preheating path which, at the same time, cools the engine, the use of 92% recyclable materials (e.g. skinplate) and the adoption of a drying diagram instead of the classic countdown, allow us to:

Reduce the energy consumption by modulating the cycle's intensity and duration.

Minimize heat loss and waste.

Fully exploit the potential of the air flow.

Reduce the time and energy required to bring the air to the established temperature.

Minimize the environmental impact of the machine also in its final chapter.



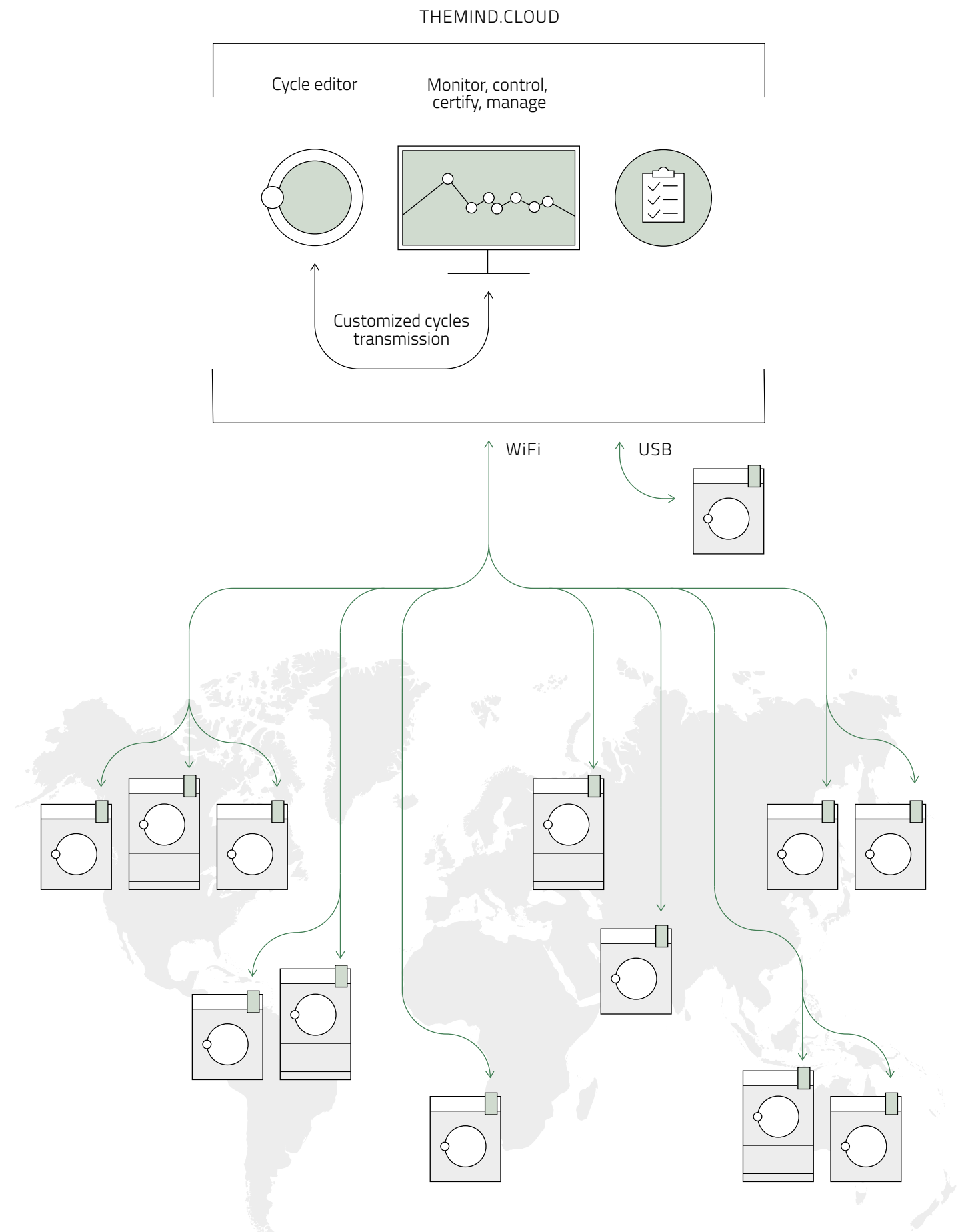
AN ADVANCED,
SYNERGIC AND
THINKING SYSTEM,
THAT SIMPLIFIES
AND ENHANCES
THE LAUNDRY
WORK

 grandimpianti
intelligent laundry equipment



THE INTELLIGENCE BEHIND THE SCREEN

Virtually entering your laundry room at any time, wherever you are and with different devices is not only finally possible, but also simple. You can monitor the entire business, track and modify cycles, prices, and offers, check the alarms, create new users or change the settings of one or more facilities around the world, without moving, without any obstacle or limitation, in just a few minutes. There are no more constraints, bureaucracy or emergencies, which can slow down or stop your business: everything can be managed remotely, thanks to the Wi-Fi connection and the constant communication between the Wavy control system and the clever platform TheMind.cloud.



WAVY & THEMIND.CLOUD: TWO RARE MINDS

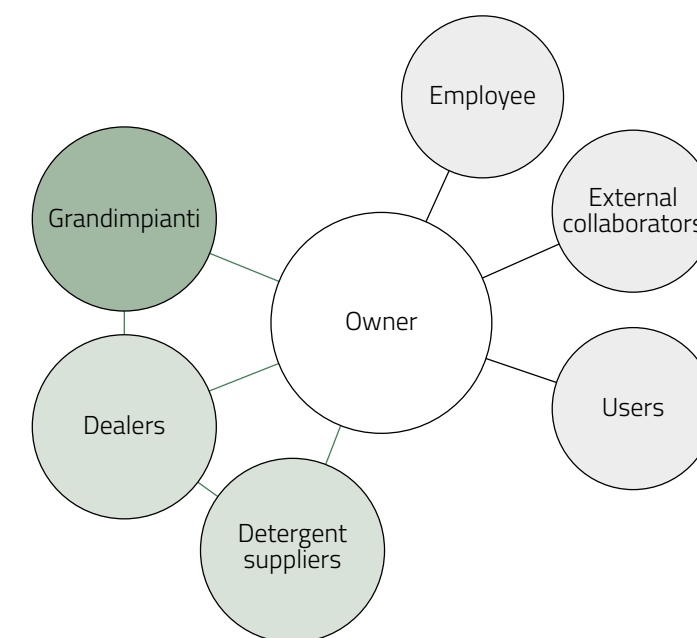
Managing, monitoring, tracking: these are just some of the strengths of our integrated system. The laundry activity is more efficient thanks to the **batch tracking**: personal data, cycles, individual customer needs are filed, tracked and managed avoiding oversights or impromptu solutions (e.g. sticky notes attached on the machine). **Operators' tracking**, on the other hand, records the activity of different users to completely control the entire process and reduce the chance of error. Finally, **the control of the multiple drying parameters** allows to treat even the most delicate garments, wisely modulating time, temperature and rotation speed of the drum according to the type of fabric.



THE TECHNOLOGICAL SYSTEM WITH A HUMAN TOUCH

Wavy and TheMind use a simple, intuitive and contemporary language that exploits the communicative immediacy of icons and adapt itself to the type of user. The information available, indeed, are directly related to the level of knowledge, while the interaction methods, both of the platform and the machine, are managed hierarchically.

The system provides **5 different access levels** (each of them can be duplicated and customized) to ensure maximum flexibility in the monitoring, control, maintenance and use of machines and facilities.



A FLEXIBLE AND SHARED APPROACH

There are, indeed, many players potentially involved and, each of them, with different needs: employees, collaborators end users (e.g. in self-service laundries), maintenance workers, detergent suppliers, dealers, etc.

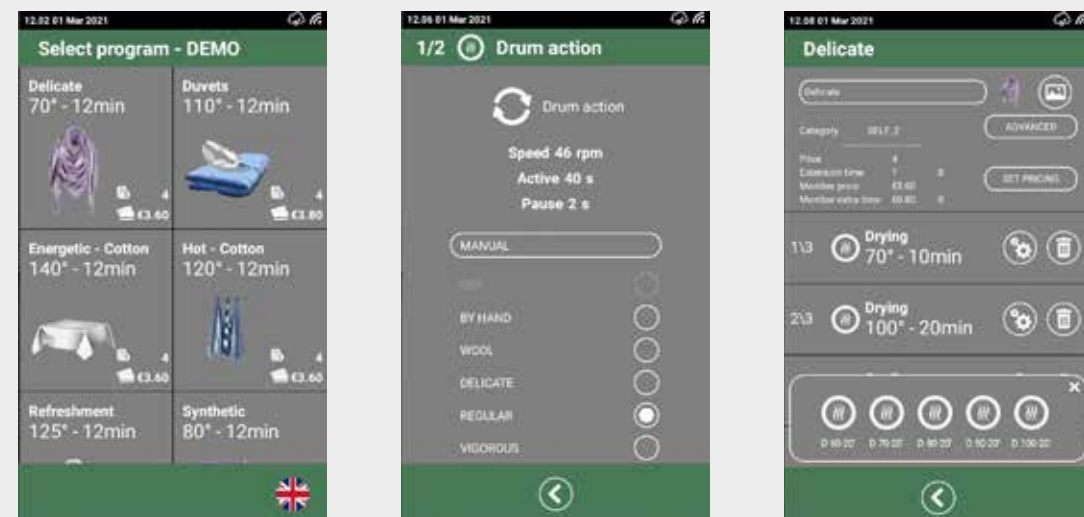
INTELLIGENCE BEYOND THE TOUCH

Much more than a simple 7" vertical display, Wavy is an advanced control system, available in **36 languages** and characterized by a step-by-step approach, modulated on the actual user experience. The interface with icons, easy and intuitive, allows a complete management of the machine, while the **native Wi-Fi** enables to remotely receive programs, cycles and settings, as well as to send information about the machine operation and status.



A SIMPLE TOUCH ALLOWS YOU TO

- Create different level of accesses for any user
- View events and alarms
- Track processes, operators and batches
- Set cycles, water dosage and detergents, prices
- Create/Customize phases and cycles
- Consult the manual on board: using Wavy as an e-reader
- Save data via USB (standard) or send them via Wi-Fi



SUPERIOR INTELLIGENCE

The remote control and management platform is available in 36 languages, accessible from various devices (PC, Tablet and Mobile) and characterized by two distinct but strongly interlinked "souls": the Monitoring & Management System and the Cycle Editor. Two entities that work together and constantly interact with the machine to ensure the efficiency and optimization of the entire system.



THE MONITORING & MANAGEMENT SYSTEM ALLOWS YOU TO

- Monitor in real time operating parameters and synoptic
- Receive e-mail alerts in case of malfunctions
- Create virtual laundry facilities by taking machines from your warehouse
- Track processes, users and batches
- Analyze statistical data (cycles, consumption, etc.)
- Change the machine setup
- Update the FW with one click
- Download the data locally on a storage device

CYCLE EDITOR ALLOWS YOU TO

- Create and send custom cycles to the connected machines
- Modify existing cycles remotely
- Transfer the cycles from a machine to another via Wi-Fi or save them in the cloud
- Define sales prices for your services (in case of self-service laundry)
- Create cycle libraries available online for customers, anytime and anywhere
- Save the cycles created locally on a portable device and then load them into the machine via the standard USB port

THE ADVANTAGES OF A SMART SYSTEM

- You have maximum control and performance, optimizing your movements and time (no unnecessary travel, no limitations)
- You can anticipate routine maintenance avoiding the downtime and the loss of efficiency
- You can better organize your work as well as the activities of your internal and external collaborators
- You can optimize your business by monitoring the real use of the equipment (no over or under used machines)



MAIN



EVENTS



DETAILS



REPORTS



STATISTICS



PARAMETERS

EFFICIENCY GETS A MAKEOVER

Ensuring flawless results requires a global vision of the drying process which also includes the ergonomic aspect: working in a nice, healthy and functional space simplifies and speeds up your daily activities by improving also the performance. That's why we have carefully studied every detail:



55db of noise during the drying phase.

Cold external panels (no dispersions) even at highest temperature.

Porthole at 700-830 mm from the floor to allow the direct approach with the trolley.

Easy and frontal access to the lint filter system.

Door opening up to 180 ° (reversible opening on request) to allow the placement of the trolley.

Ergonomic and contemporary design with shiny fronts and rounded corners: we use the same look of the washing machines.

Porthole diameter of 612 mm for a quick loading and unloading of linen.

Display oriented towards the user made of easy-to-clean tempered glass.

Making the job in the laundry less burdensome means also avoiding unnecessary interventions – such as false alarms or malfunctions (e.g. the opening of the inspection panel) – reducing wear on components and clogging of filters, to significantly limit the maintenance work. For this reason in our equipment:

We only use high quality and long lasting materials.

The transmission system include cast iron bearings not wheels.


We have installed a magnetic sensor in the inspection panel of the lint filter.

We use a double flame ignition system (gas version).

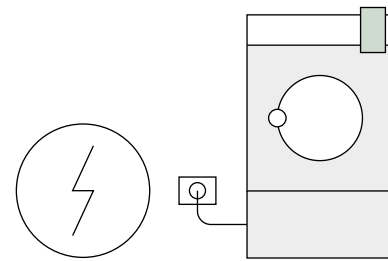


TAILORED HEAT

GD Wavy tumble dryers are available with gas, electric or steam heating, in order to meet the different needs of the market with the highest versatility. Three different heating systems which, together with excellent drying performance, ensure a low environmental impact and reduced energy consumption.



ELECTRIC SYSTEM



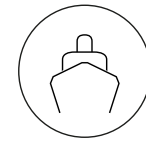
Simple and practical solution: the dryer is immediately ready with minimal installation costs. The INCOLOY® armored resistances, thanks to the particular shape and position, guarantee maximum heat exchange, constant air flow and stable temperature, with almost no pressure drop. Once the temperature is reached, the thermal inertia is managed and maintained by the two-stage system.



Easy and affordable installation

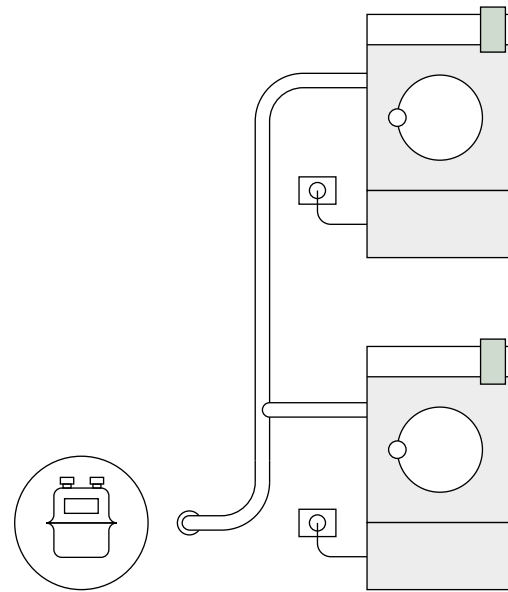


Small facilities



Aboard installation

GAS SYSTEM



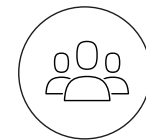
Highest speed and efficiency: you turn on the burner and immediately have the maximum heat output available. Thanks to the Wavy control system, the power is efficiently, continuously and linearly managed without any thermal shocks on the fabric. The machine, based on the values read by the probes, uses only the gas that is really necessary and modulates the temperature in order to perfectly dry even the more delicate items.



Speed, performance and return

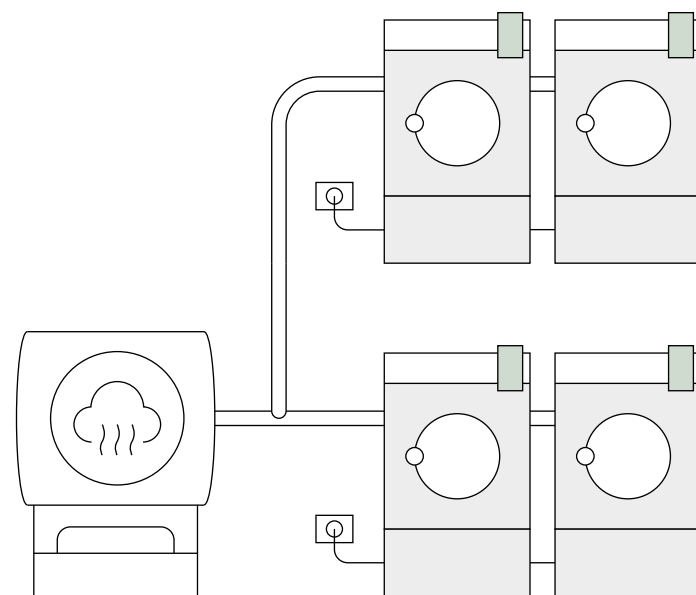


Big facilities



Self-service installation

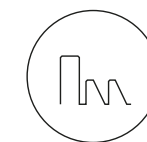
STEAM SYSTEM



Thermal stability, great drying quality and easy machine management. We add to these innate characteristics of the steam system our special removable steel mesh filter, placed at the air inlet of the battery. So, protected from dust and lint, the battery remains clean and efficient for a long time (up to approximately 28 cycles) and you save time and effort.


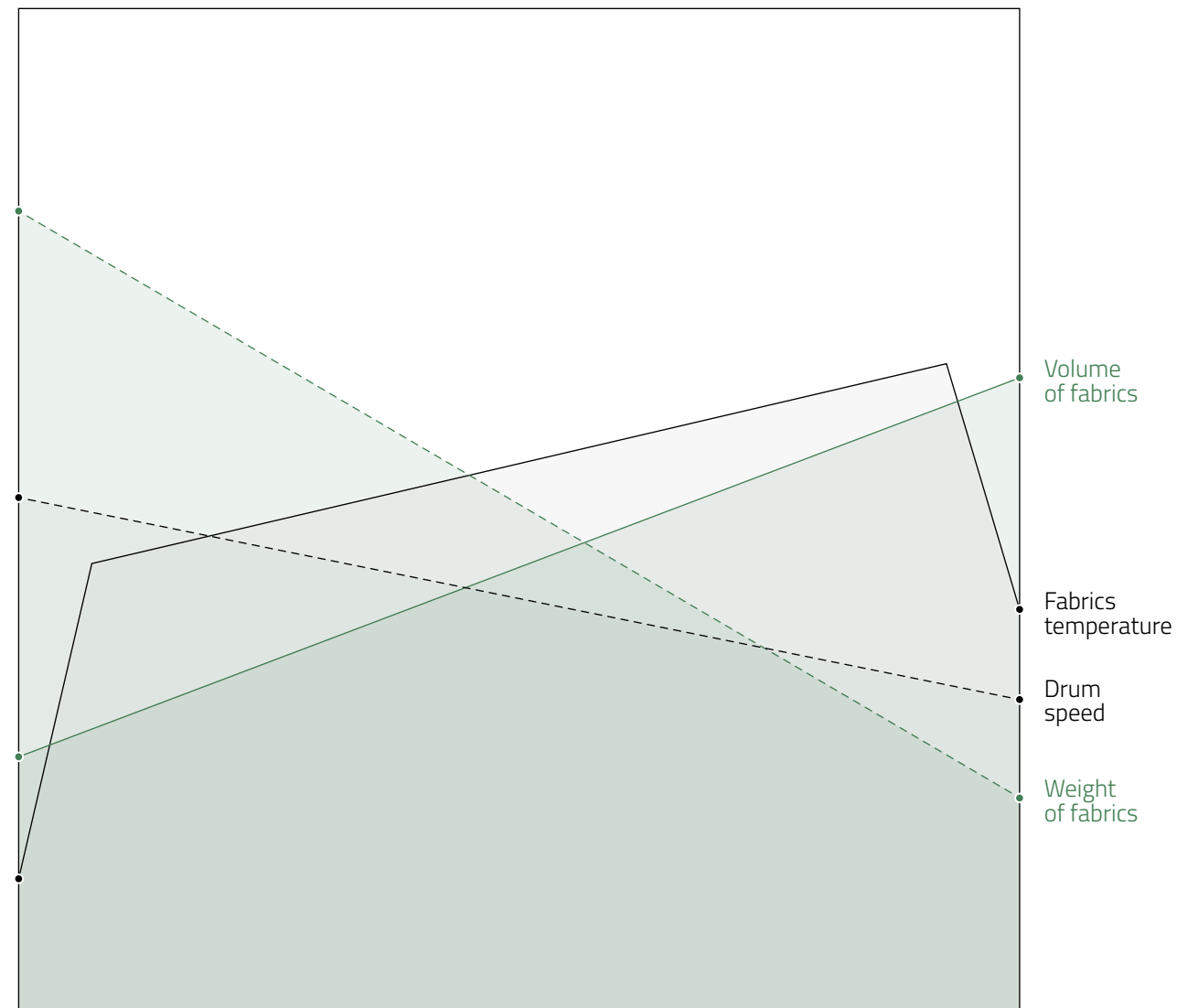


Thermal stability, slightest maintenance



Industrial installation


In 2008 we replaced, first in the market, the classic countdown with a **drying diagram** which, thanks to two temperature probes, **regulates temperature, drum rotation speed** (with the optional inverter) **and cycle duration** based on fabrics' weight and humidity.




Drum speed control system (from 20 to 60 rpm – due to the inverter technology, optional on the whole range).



Standard reverse drum rotation.



The special self-supporting drum, with molded and shaped bottom, avoids heat dispersion.



The powerful fan ensures fast, smooth and quiet air outflow.



THE RELIABILITY OF RESULTS

Excellent performance requires reliability and safety: this is why our dryers are equipped with several sensors connected to a low voltage electrical circuit (24Vac). A safety pressure switch, a magnetic drum rotation sensor, a double control in the door opening/closing device, a set of safety thermostats and a flame detection system in the burner (gas models) work in synergy to ensure:

The protection of operators from any kind of accidents and health damage at work.

A healthy environment with no risk of electromagnetic pollution or unburned gas emissions.

No risk of air, fabrics or machine overheating.

No electromagnetic interference with equipment nearby.

The proper functioning of the equipment in every environments, conditions and circumstances.

The protection of components from abnormal absorption and voltage surges.



THE FORMULA TO STAND OUT

Reliability, safety and high performance are the result of a long and careful design and selection of materials. Nothing is left to chance and every choice, from the type of the gaskets to the shape of the drum, aims to ensure maximum efficiency, quality and durability. Such as:

EPDM® rubber for the gaskets of tank, porthole and inspection filter's door.

Long-lasting door hinges: up to 1 million openings/closings.

Aluminized drum and galvanized sheet metal tank.

Lint filter system made with a stainless steel mesh.


Thermal insulation with 25mm of ceramic fiber and external aluminum cover.

Double seat of long life cast iron bearings (over than 12,000 drying cycles).

Galvanized sheet metal frame with half-carrying skinplate panels. Steel panels on request.

Anti-clogging INCOLOY® steel resistors (electric version).

Strong titanium burner which resists to high temperatures and bad combustion (gas version).



A MATTER OF MINDSET

For those who do not need special programs or advanced functions, GDZ dryers are the ideal answer. The mechanical and constructive characteristics remain almost identical, the mind, instead, is completely different: the G-Wiz control system, indeed, offers entry level functions and a fixed number of programs.

GD series
with **Wavy** control



7 inch touch
screen display

Unlimited
number of
programs

Standard
reverse drum
rotation

Gas version:
linear power
modulation

WI-FI
connection

Remote
monitoring
and managing

Standard USB
port

GDZ series
with **G-Wiz** control



Display with
push-button
panel

10 preset
programs (3 for
self-service)

Optional
reverse drum
rotation

Gas version:
stepwise power
variation (Off,
50%, 100%)

MACHINES READY TO GO EVERYWHERE!




We've always been opened to the world and to the needs of our customers that now, more than ever, they ask us for **speed, connectivity** and **convenience**. For this reason we've developed versatile and innovative equipment, ready for different environments, sectors and geographical areas, able to make the job faster, easier and more effective.



PROFESSIONAL
LAUNDRY



NURSING
HOMES



CATERING SERVICE
& RESTAURANT



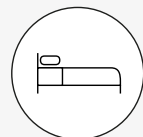
INDUSTRIAL
LAUNDRY



KNITTING
& TEXTILE
INDUSTRY




MULTI-HOUSING
LAUNDRY



HOSPITALITY
INDUSTRY



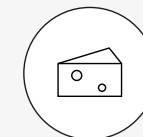
SELF-SERVICE
LAUNDRY



HEALTH CARE
SECTOR



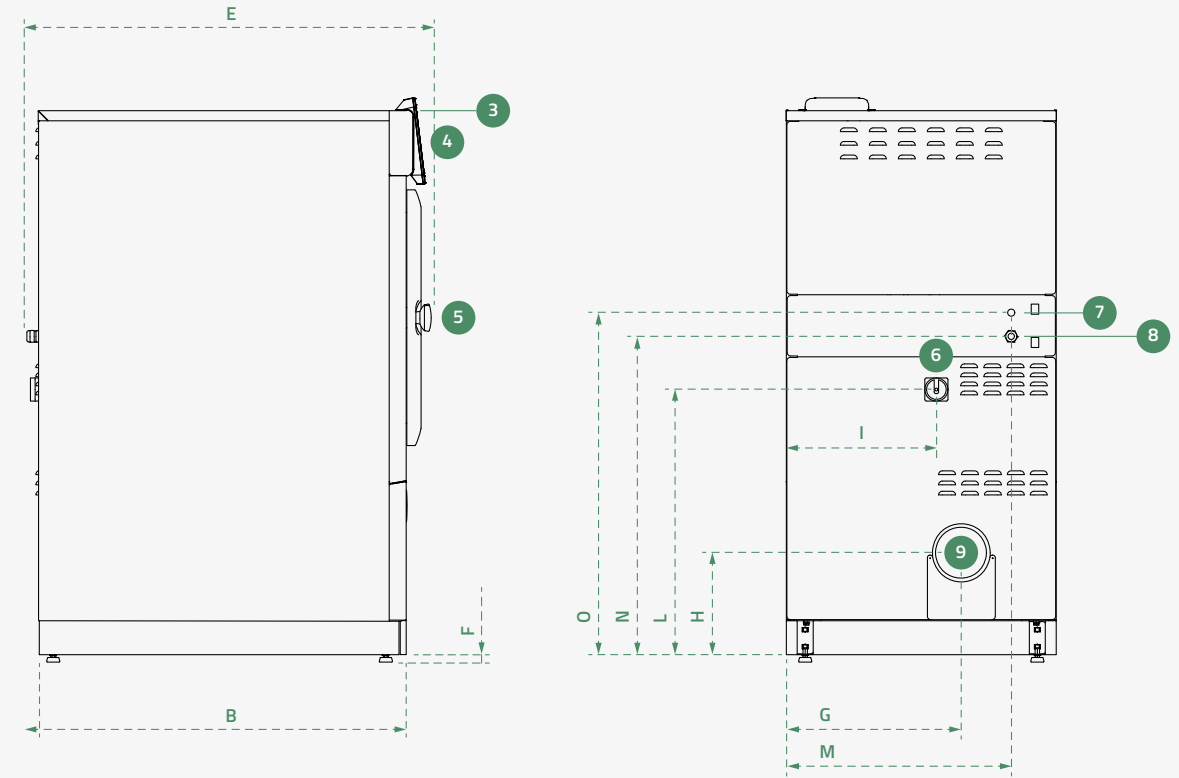
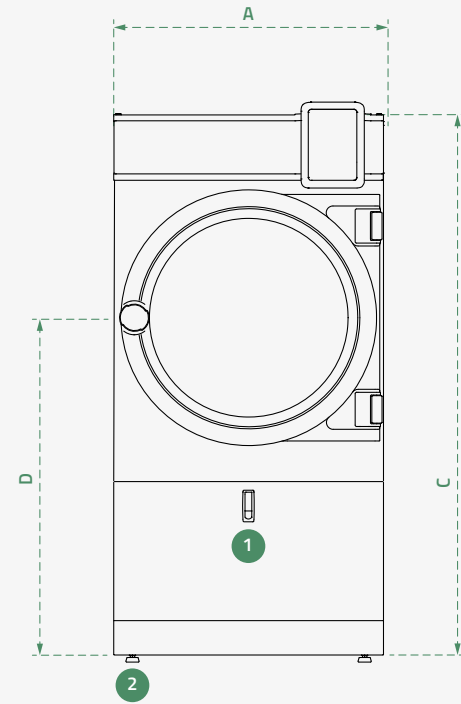
PHARMACEUTICAL
INDUSTRY



FOOD
INDUSTRY

TECHNICAL
FEATURES

1	Filter panel lock
2	Aesthetic angle closure
3	Handle
4	Feet
5	Dashboard
6	Disconnecter
7	Gas supply
8	Power supply
9	Flue discharge Ø150mm (275-350) Ø200mm (450-600)



	GD 275	GD 350	GD 450	GD 600
Drum volume (dm ³)	275	350	450	600
Load capacity (kg)*	11	14	18	24
Number of programs	No limit/10	No limit/10	No limit/10	No limit/10
Suction power (m ³ /h)	800	900	1200	1500
Ideal with	GWH11	GWH14	GWH18	GWH24
Capacity ratio 1:25 / 1:20 / 1:18 kg*	11 / 14 / 15.3	14 / 17.5 / 19.5	18 / 22.5 / 25	24 / 30 / 33.3
Noise level (dB)	<55	<55	<55	<55
Basket material	Aluminium coated / Stainless steel			
Air filtering mode	Polyester bag / Stainless steel mesh / Double Stainless steel mesh			
Motor power without inversion (kW)	0.75 (vacuum + drum)	0.75 (vacuum + drum)	1.1 (vacuum + drum)	1.1 (vacuum + drum)
Motor power with inversion (kW)	0.75 (vacuum) 0.37 (drum)	0.75 (vacuum) 0.37 (drum)	1.1 (vacuum) 0.55 (drum)	1.1 (vacuum) 0.55 (drum)
Motor power direct drive (kW)	0.75 (vacuum) 0.37 (drum)	0.75 (vacuum) 0.37 (drum)	1.1 (vacuum) 0.75 (drum)	1.1 (vacuum) 0.75 (drum)
Payment systems	Simple coin operation / Electronic coin operation / Payment system / Other systems available upon request			
Electric power (kW)	10.5/15	10.5/15	21/30 double stage	21/30 double stage
Gas power (kW)	13-18 double stage	13-18 double stage	16-24 double stage	16-24 double stage
Steam power (kW)	15	15	25	25
Power supply	220-240V 1~ 50/60Hz 230-240V 3~50/60Hz 380-415V 3N 50/60H 440-480V 3~ 60Hz		230-240V 3~50/60Hz 380-415V 3N 50/60Hz 440-480V 3~ 60Hz	
Net/gross weight without inversion (kg)	205 / 215	205 / 215	276.5 / 291.5	296 / 311
Net/gross weight with inversion (kg)	215 / 225	225 / 235	286.5 / 301.5	306 / 321
Porthole diameter (mm)	612	612	612	612

	GD 275	GD 350	GD 450	GD 600
A — Width	795	795	970	970
B — Depth	920	1085	990	1205
C — Height	1590	1590	1810	1810
D	1000	1000	1090	1090
E	1030	1195	1100	1315
F	25	25	25	25
G	515	515	710	710
H	300	300	430	430
I	442	442	617	617
L	780	780	880	880
M	663	663	790	790
N	938	938	1030	1030
O	1008	1008	1080	1080

Electric heating

Evaporation capacity (lt/h)	7.67	9.76	12.55	16.8
Power consumption (kWh)	7.35	9.75	12.6	17.4
Cycle duration (min)	43	43	41	40

Gas heating

Evaporation capacity (lt/h)	8.7	12	14.21	20.6
Power consumption (kWh)	0.5	0.5	0.5	0.5
Cycle duration (min)	38	35	38	35

Steam heating

Evaporation capacity (lt/h)	8.25	9.76	13.5	16.74
Power consumption (kWh)	0.5	0.5	0.5	0.5
Cycle duration (min)	40	43	40	43

PROFESSIONAL TEXTILE CARE SINCE 1972

Our products – from the professional equipment for small self-service laundries to the bigger industrial machines – are characterized by maximum reliability, high quality, durability, low consumption and reduced maintenance costs.

Our company has been working in the laundry industry since 1972, producing of a full range of machines and equipment for wet cleaning, drying, ironing and the general treatment of linen.

Within a district of mechanical processing excellence, we have been able to take advantage of the high specialization and professionalism achieved by some local companies, assigning them the realization of some components but managing directly the R&D, the design, the assembly and the quality control. Since our foundation we have always paid great attention to innovation, design, ergonomics and maximum energy efficiency.



1972

The journey in the professional laundry sector begins.

1984

Here comes the electromechanical timer tailored for the laundry.

1997

The innovative skinplate enters in the laundry industry.

1998

The new ironers with the anodized extruded aluminum plate are born.

1999

Installation, first on the market, of an electronic temperature control board on ironers.

2001

The CE (electronic control) replaces the traditional timer on the washing machine.

2002

Development of G900 keyboard programmable laundry control.

2007

DWS (dynamic weighing system) is born. Development of G400, G400M and G400DRY controls.

2008

Creation of the Drying Diagram.

2012

GUIDO, G4-Wiz and G-Wiz controls arrive on the market.

2013

Green Excellence Award. Reddot Design Award.



2016

Wavy and the IOT enter the laundry world.

2017

The new user friendly interface Wavy wins the Smart Lable and the Reddot Awards.



2020

ISO45001 certification on occupational health and safety management systems.



COMPANY WITH
MANAGEMENT SYSTEM
CERTIFIED BY DNV GL
= ISO 9001 =
= ISO 14001 =
= ISO 45001 =

Grandimpianti I.L.E
— Aligroup S.r.l. a Socio Unico

an Ali Group Company

